

# At a Glance

**Mobile Customers**  
(End-2015)

**1.93m**  
**+76,000**

**Fibre Customers**  
(End-2015)

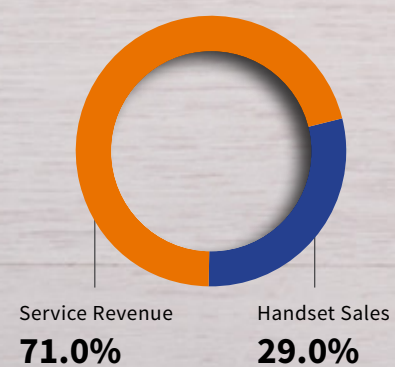
**128,000**  
**+25,000**




**Net Profit After Tax**  
(2015)

**S\$178.5m**  
**+1.5%**

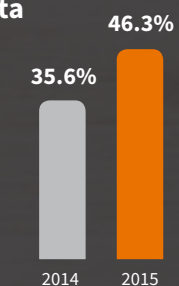
**Operating Revenue Mix (2015)**



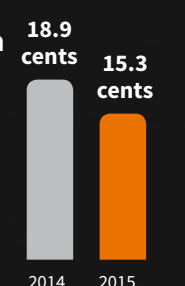
**Service Revenue Mix (2015)**



**Mobile Data as a % of Service Revenue**



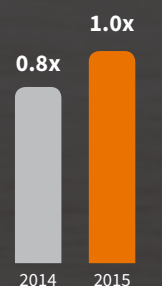
**Cash Distribution Per Share (Declared)**



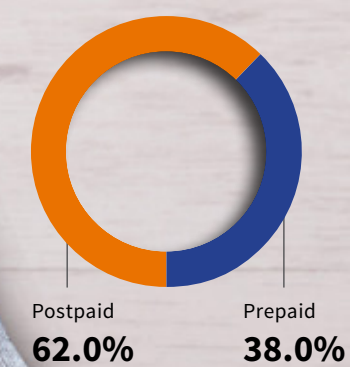
**Capital Expenditure**



**Net Debt/EBITDA**



**Mobile Customer Mix (2015)**



**Mobile Telecommunications Revenue Mix (2015)**

